

HORTON FAN DRIVE CORE EXCHANGE PROGRAM

The following guidelines are designed to help customers accurately identify and inspect all models of the Horton fan drives offered for acceptance in the Horton Core Exchange Program.

Horton fan drive cores are divided into (3) three categories for exchange credit.

- Full Credit**
- Fan Drive is identified in the Horton Reman Program and meets all the guidelines.
- Partial Credit**
- Fan Drive is identified in the Horton Reman Program, but has one damaged main casting or cannot turn.
- Zero Credit**
- Fan Drive is not in the Horton Reman Program or
 - Fan drive is identified in the Horton Reman Program, but has more than one damaged main casting or
 - Fan drive is identified in the Horton Reman Program, has one damaged main casting and doesn't turn.

HORTON FAN DRIVE CORE EXCHANGE GUIDELINES

1. The core must match one of the fan drives offered in the reman program, as referenced in the New to Reman Fan Drive Cross Reference Table (#22792). Horton will consider a complete Kysor core (fan drive and fan hub) a good core only if offered in the reman program. Horton no longer issues credit for any fan drives or drive hubs other than those matching the criteria listed.
2. The core must be complete. DriveMaster cores must contain a bracket, clutch pack, and a sheave. All other cores must include a bracket, a sheave, a piston friction disc (PFD) and an air chamber. Parts descriptions are shown in the exchange core identification section below. The core is acceptable with or without fan mounting studs of any length and if the studs are bent or broken.
3. Main castings such as mounting brackets, sheaves, friction discs, and air chambers must not be visibly cracked, broken, galled, or welded.
4. For DriveMaster and Kysor cores: The sheave must turn, and must not be frozen to the mounting bracket shaft. To check to see if it will turn, hold the mounting bracket with one hand and turn the sheave with the other hand. You must be able to turn the sheave independently of the mounting bracket. No mechanical devices can be used. The rotation of the sheave must occur with the core at room temperature.
5. For all other cores: the sheave and PFD/air chamber must turn; they must not be frozen to the mounting bracket shaft. To check to see if they will turn, hold the mounting bracket with one hand and turn the sheave and PFD/air chamber with the other hand. You must be able to turn the sheave and PFD/air chamber independently of the mounting bracket. No mechanical devices can be used. The rotation of these parts must occur with the core at room temperature. The sheave and PFD/air chamber can be turned independently of one another or together at the same time.
6. The core must not be damaged by non-operational causes such as rust or rough handling. **If a core is damaged during shipment, the core will be considered for partial or zero credit as defined above.** For this reason, the return packaging must protect the core from damage while shipping.

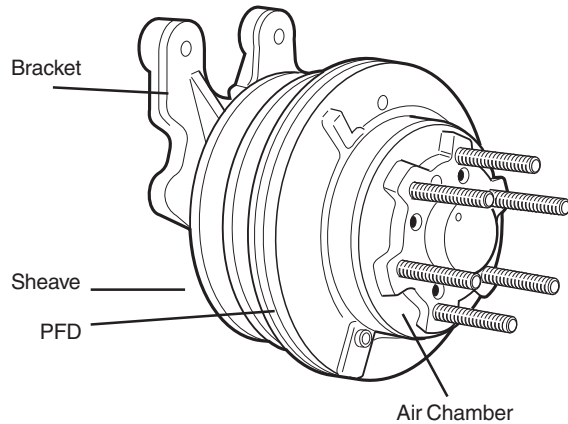


Engine Cooling Solutions Worldwide™

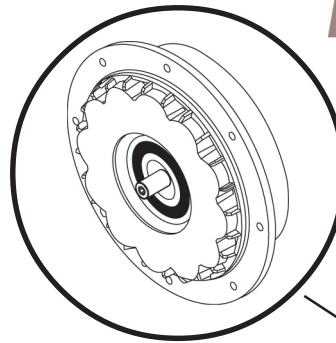


Component Parts

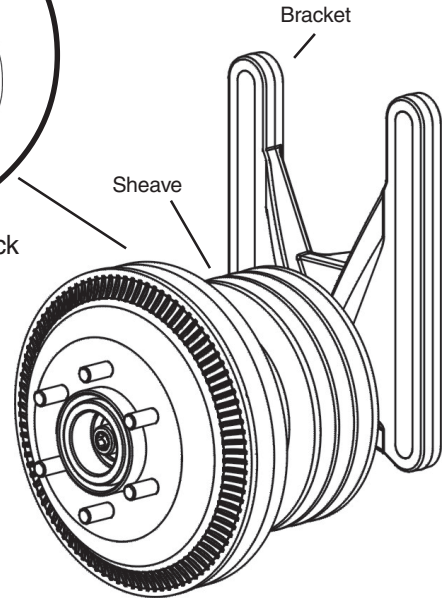
S & HT/S Fan Drive



DriveMaster®



Internal Clutch Pack



CREDIT CODES

- 1 Full Credit (meets all standards)
- 2 Partial Credit (any one of G,H,I, J, or K)
- 3 Zero Credit (A, B,C,D,E, F or M) or (any two of G, H, I, J, K or L)

DEFECT CODES

- A A Competitors Drive (Not in Reman Program)
- B Core not in Horton Reman Program
- C Core Missing Air Chamber
- D Core Missing PFD
- E Core Missing Sheave
- F Core Missing Bracket
- G Sheave Damaged
- H Bracket Damaged
- I PFD Damaged
- J Air Chamber Damaged
- K Core will not turn by hand
- L Clutch Pack Damaged
- M Core Missing Clutch Pack

Horton, Inc.
 2565 Walnut St.
 Roseville, MN 55113, USA
 Phone: +1 (651) 361-6400
 Toll-free: +1 (800) 621-1320
 Fax: +1 (651) 361-6801
 Web site: www.hortoninc.com
 e-mail: info@hortoninc.com

Printed in the USA
 Form #22515-C-0303



Engine **Cooling Solutions** Worldwide™

